
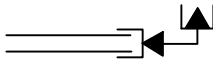
















LEGEND

| | | | |
|---|---|--|------|
| GAS MAIN | — | SIZE ? G. | — |
| TELEPHONE DUCT UNDREGROUND (U) OVERHEAD (O) | — | SIZE ? TEL. | — |
| ELECTRIC CABLE UNDREGROUND (U) OVERHEAD (O) | — | SIZE ? ELEC. | — |
| ELECTRICAL PULL BOX | — | <div style="display: inline-block; border: 1px solid black; width: 15px; height: 15px; vertical-align: middle;"></div> | — |
| STORM SEWER | — | ∅ SS | — |
| CATCH BASIN OR INLET | — | <div style="display: inline-block; border: 1px solid black; width: 20px; height: 10px; vertical-align: middle;"></div> | C.B. |

EXISTING

PROPOSED

| | | |
|------------------------|---|--|
| FLUSHING VALVE OUTLET |  |  |
| WATER MAIN (W.M.) | ∅, (MATERIAL) W.M. | ∅, (MATERIAL) W.M. |
| GATE AND PLUG VALVE |  |  |
| METER (SINGLE SERVICE) |  |  |
| METER (SINGLE SERVICE) |  |  |
| METER (SINGLE SERVICE) |  |  |
| TEE, CROSS |  |  |
| FIRE HYDRANT |  |  |
| SANITARY SEWER (SAN) | ∅, SAN. (MATERIAL) | PROPOSED ∅, SAN. |
| SAN. MANHOLE |  |  M.H. |

| | | |
|------|------------|------------|
| | | |
| ITEM | CROSS REF. | SPEC. REF. |



| | |
|-------------------|--------------------|
| <u>ISSUE DATE</u> | <u>APPROVED BY</u> |
| 02/10/2009 | V.F.C. |
| 07/20/2016 | D.V. |
| | |

STANDARD DETAIL

STANDARD SYMBOLS

GS
3.0

SHEET 1 OF 2