











As Of <= 06/30/2023

Elections Department

The mission of the Elections Department is to ensure that elections are accurate, transparent, convenient, secure and accessible to all voters in Miami Dade County.

Owner:
White,
Christina
(ELECTIONS)
Department:
Elections

Perspective Name	Objective Name	Measure Name	Last Period Updated		Actual	Target	Actual FYTD	FYTD Goal	
Customer	Educate and engage existing and potential voters	Number of outreach events to promote voter education	Jun '23		2	0	39	10	
		Wait Time for Poll Workers Calling in for Election Day Assistance	Jun '23		:0 seconds	:60 seconds	:5 seconds	:60 seconds	
	Respond to all communications from customers in a timely manner	Number of media requests fulfilled	Jun '23		12	2	369	18	
		Resolve Customer Inquiries by Phone Within 4 Minutes (Registration)	Jun '23		5 Min.	4 Min.	6 Min.	4 Min.	
	Ensure municipal elections are conducted successfully	Number of public records requests completed	Jun '23		96	1	637	9	
		Municipal Clerk satisfaction with the Elections Department's Conduct of their Election	Jun '23		No Data	95%	99%	95%	
		Successful Public Testing of Voting Equipment for Scheduled Countywide Elections (Logic & Accuracy Test)	Jun '23		0%	100%	11%	100%	
	Promote the convenience of voting to increase voter confidence in the electoral process	Percentage of Voters Who Renewed Their VBM Request	Jun '23		29	n/a	104	n/a	
	Promote Vote-By-Mail voting	Percentage of Voters Who Renewed Their VBM Request	Jun '23		29	n/a	104	n/a	
	Ensure poll workers are qualified and properly trained	Number of Newly Recruited Poll Workers	Jun '23		223	75	3,104	150	
		Number of Poll Workers Who Received Election Readiness Training	Jun '23		0	0	2,053	1,317	
	Ensure timely coding of ballots for all Countywide, municipal and special elections	Timely Coding of Ballots - Municipal Elections	Jun '23		No Data	3Days	1Days	3Days	
		Timely Coding of Ballots - Countywide and Special Election	'23 FQ3		0Days	5Days	0Days	5Days	
	Ensure timely tabulation and	Number of Elections Where Results were	Jun '23		No Data	100	495	900	

<p>availability of election results on Department website</p> <p>Ensure timely and accurate verification of candidate and initiate petitions in accordance with federal, state, and local laws</p>	Completely Reported and Published Online by Midnight							
	Total Number of Petitions Processed	'23 FQ3		36,819 Petitions	15,000 Petitions	226,287 Petitions	18,000 Petitions	
	Percentage of initiative petition batches processed within 45 days	Jun '23		21	45	236	405	
<p>Financial</p> <p>Meet Budget Targets (Elections)</p>	Expen: Total (Elections)	'23 FQ3		\$5,570K	\$9,309K	\$24,475K	\$27,927K	
	Revenue: Total (Elections)	'23 FQ3		\$489K	\$9,309K	\$865K	\$27,927K	
	Positions: Full-Time Filled (Elections)	'23 FQ3		106	122	106	122	
<p>Internal</p> <p>Promote Elections employees development and leadership</p>	Number of employees who attended training	Jun '23		13	2	177	18	

[Edit Scorecard](#)

Key:  - Initiative  - Featured Objective