

# MIAMI-DADE COUNTY

## BUILDING DEPARTMENT

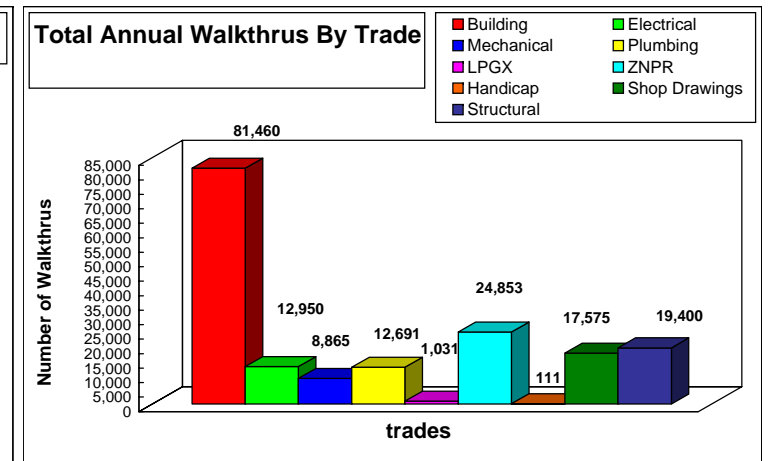
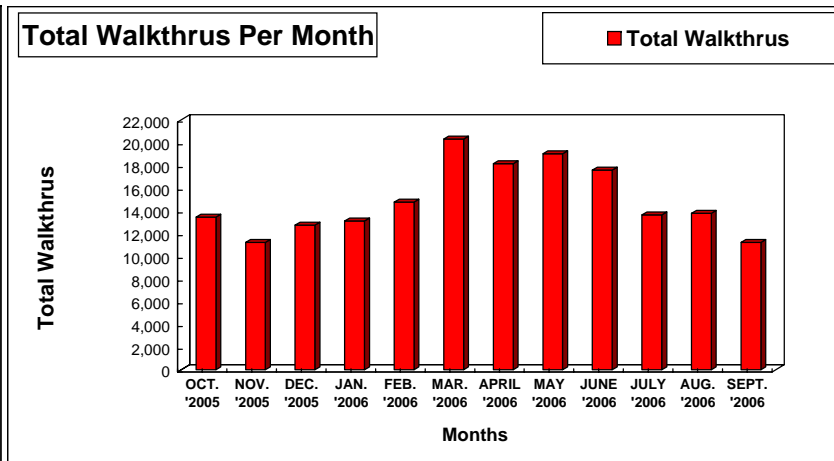
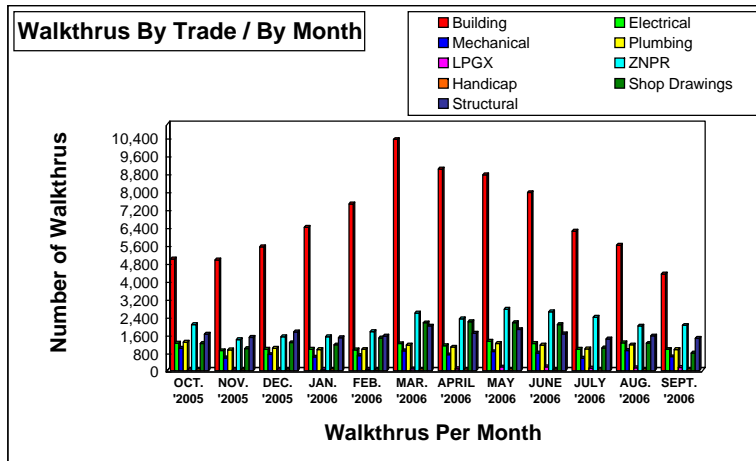
### PERMIT SERVICES DIVISION

#### PLANS PROCESSING - WALKTHRUS

\*\* Includes Dup Function \*\*

From 10/01/2005 to 9/30/2006

	OCT. '2005	NOV. '2005	DEC. '2005	JAN. '2006	FEB. '2006	MAR. '2006	APRIL '2006	MAY '2006	JUNE '2006	JULY '2006	AUG. '2006	SEPT. '2006	TOTAL YTD	EOY PROJ*
Building	4,989	4,947	5,529	6,403	7,440	10,322	9,002	8,741	7,950	6,226	5,601	4,310	81,460	81,460
Electrical	1,229	891	959	960	923	1,205	1,118	1,311	1,215	951	1,239	949	12,950	12,950
Mechanical	1,000	568	719	605	673	886	706	850	784	560	894	620	8,865	8,865
Plumbing	1,275	931	994	940	950	1,139	1,050	1,210	1,141	971	1,150	940	12,691	12,691
LPGX	25	23	28	41	50	75	84	161	168	111	123	142	1,031	1,031
ZNPR	2,057	1,380	1,510	1,518	1,740	2,566	2,317	2,744	2,628	2,380	1,991	2,022	24,853	24,853
Handicap	14	6	5	8	4	11	23	15	7	2	8	8	111	111
Shop Drawings	1,210	980	1,248	1,151	1,454	2,133	2,184	2,143	2,058	1,009	1,222	783	17,575	17,575
Structural	1,629	1,481	1,729	1,474	1,540	1,991	1,668	1,836	1,640	1,415	1,551	1,446	19,400	19,400
<b>Total Per Month:</b>	<b>13,428</b>	<b>11,207</b>	<b>12,721</b>	<b>13,100</b>	<b>14,774</b>	<b>20,328</b>	<b>18,152</b>	<b>19,011</b>	<b>17,591</b>	<b>13,625</b>	<b>13,779</b>	<b>11,220</b>	<b>178,936</b>	<b>178,936</b>



Source : Information Technology Department  
 \*EOY PROJ assume remaining months are an average of YTD Total

Data Compiled and Produced by the Building Department, Computer Services Section