

MIAMI-DADE COUNTY

BUILDING DEPARTMENT

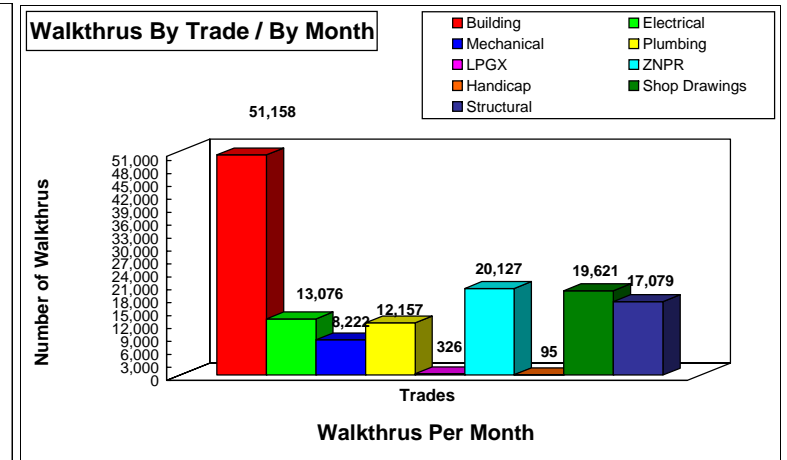
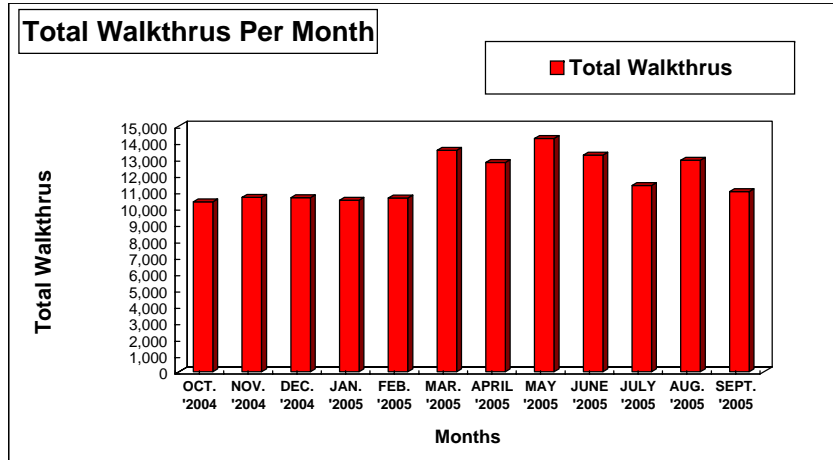
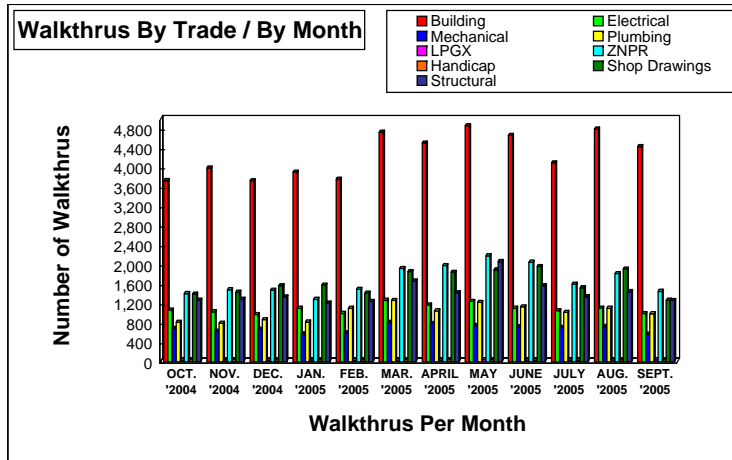
PERMIT SERVICES DIVISION

PLANS PROCESSING - WALKTHRUS

** Includes Dup Function **

From 10/01/2004 to 9/30/2005

	OCT. '2004	NOV. '2004	DEC. '2004	JAN. '2005	FEB. '2005	MAR. '2005	APRIL '2005	MAY '2005	JUNE '2005	JULY '2005	AUG. '2005	SEPT. '2005	TOTAL YTD	EOY PROJ*
Building	3,730	3,987	3,724	3,905	3,756	4,723	4,502	4,859	4,661	4,095	4,789	4,427	51,158	51,158
Electrical	1,064	1,028	973	1,099	994	1,265	1,169	1,242	1,099	1,050	1,103	990	13,076	13,076
Mechanical	689	629	670	574	597	812	786	745	719	706	726	569	8,222	8,222
Plumbing	812	792	868	817	1,101	1,260	1,048	1,223	1,131	1,016	1,101	988	12,157	12,157
LPGX	26	9	19	18	25	20	31	44	29	34	31	40	326	326
ZNPR	1,402	1,482	1,471	1,285	1,493	1,922	1,981	2,181	2,050	1,599	1,813	1,448	20,127	20,127
Handicap	1	6	4	4	2	6	0	10	23	23	8	8	95	95
Shop Drawings	1,393	1,429	1,566	1,577	1,411	1,856	1,843	1,890	1,958	1,523	1,909	1,266	19,621	19,621
Structural	1,266	1,285	1,333	1,208	1,240	1,660	1,420	2,061	1,563	1,337	1,443	1,263	17,079	17,079
Total Per Month:	10,383	10,647	10,628	10,487	10,619	13,524	12,780	14,255	13,233	11,383	12,923	10,999	141,861	141,861



Source : Information Technology Department
 *EOY PROJ assume remaining months are an average of YTD Total

Data Compiled and Produced by the Building Department, Computer Services Section