

MIAMI-DADE COUNTY

BUILDING DEPARTMENT

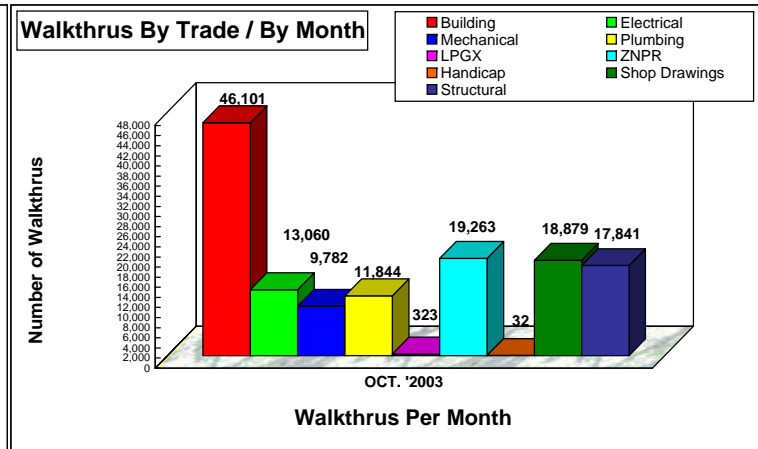
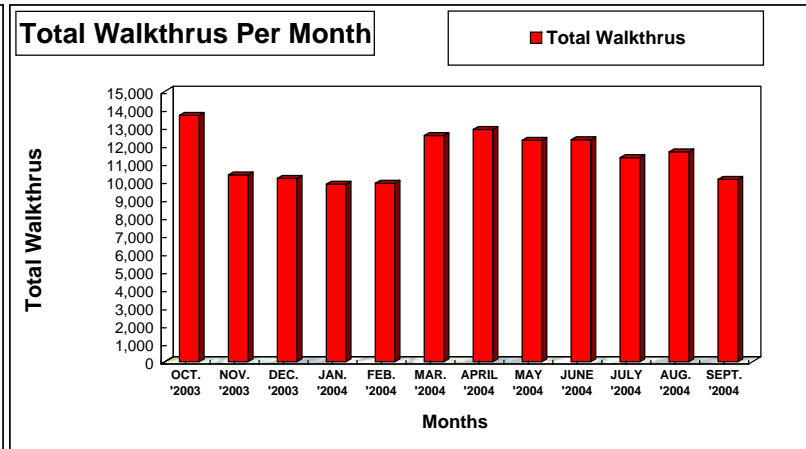
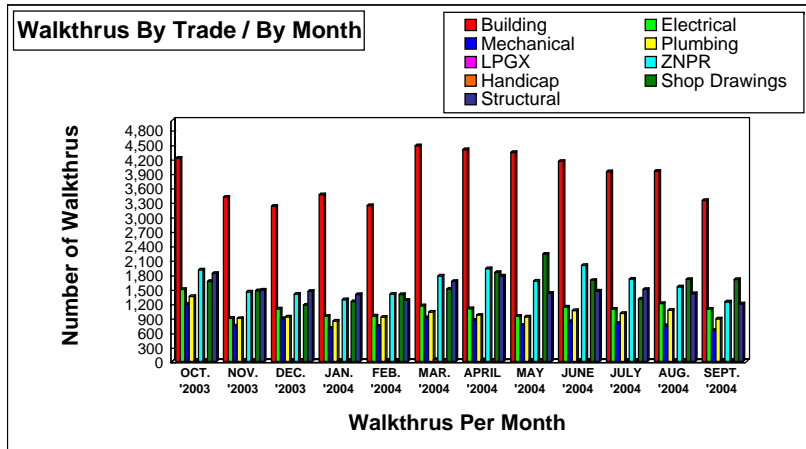
PERMIT SERVICES DIVISION

PLANS PROCESSING - WALKTHRUS

** Includes Dup Function **

From 10/01/2003 to 9/30/2004

	OCT. '2003	NOV. '2003	DEC. '2003	JAN. '2004	FEB. '2004	MAR. '2004	APRIL '2004	MAY '2004	JUNE '2004	JULY '2004	AUG. '2004	SEPT. '2004	TOTAL YTD	EOY PROJ*
Building	4,214	3,404	3,221	3,457	3,232	4,475	4,396	4,333	4,148	3,938	3,946	3,337	46,101	46,101
Electrical	1,496	900	1,089	938	947	1,157	1,095	940	1,128	1,082	1,205	1,083	13,060	13,060
Mechanical	1,191	738	892	696	733	909	859	750	831	794	744	645	9,782	9,782
Plumbing	1,352	895	927	838	921	1,025	961	923	1,056	995	1,064	887	11,844	11,844
LPGX	21	29	19	13	27	43	34	31	25	24	24	33	323	323
ZNPR	1,898	1,441	1,396	1,283	1,393	1,776	1,925	1,666	1,995	1,705	1,551	1,234	19,263	19,263
Handicap	12	5	8	1	0	1	1	2	0	0	2	0	32	32
Shop Drawings	1,660	1,469	1,171	1,241	1,387	1,503	1,845	2,222	1,684	1,294	1,704	1,699	18,879	18,879
Structural	1,828	1,482	1,456	1,389	1,272	1,663	1,775	1,416	1,461	1,496	1,409	1,194	17,841	17,841
Total Per Month:	13,672	10,363	10,179	9,856	9,912	12,552	12,891	12,283	12,328	11,328	11,649	10,112	137,125	137,125



Source : Information Technology Department
 *EOY PROJ assume remaining months are an average of YTD Total

Data Compiled and Produced by the Building Department, Computer Services Section