

# MIAMI-DADE COUNTY

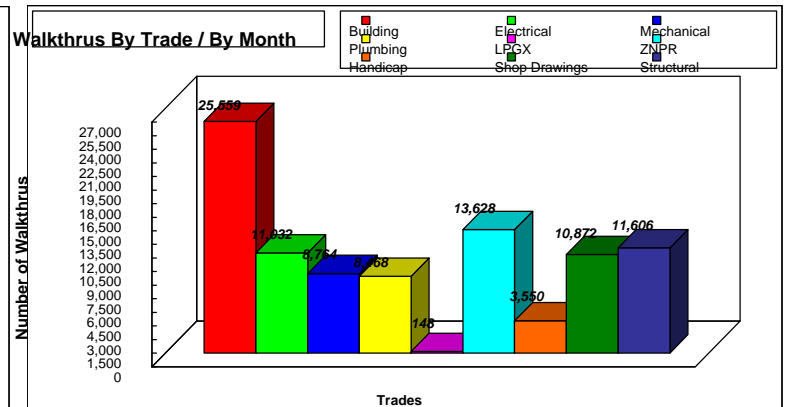
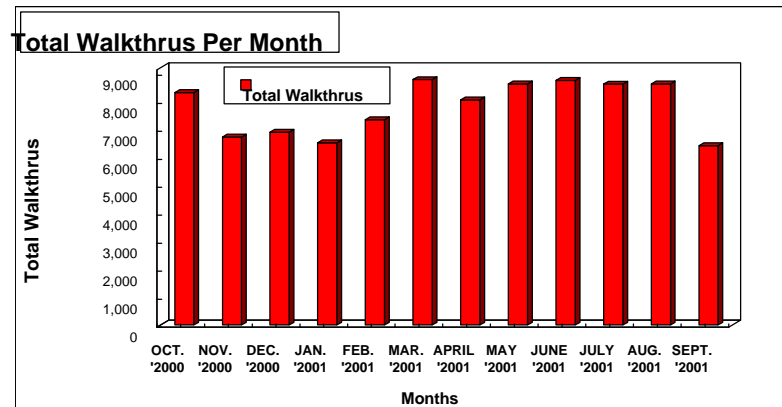
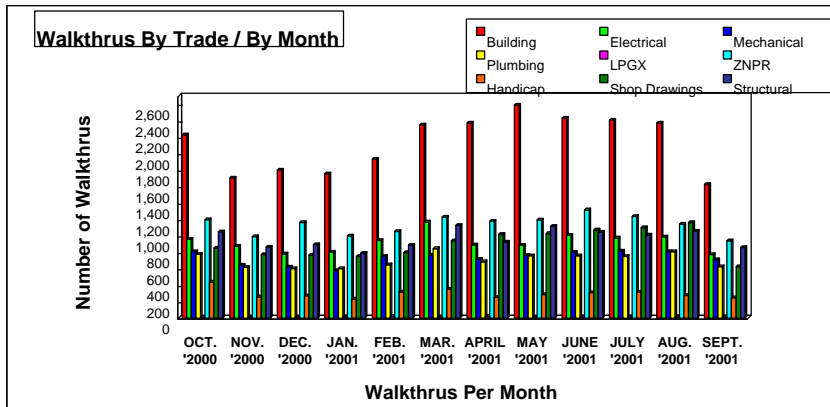
## BUILDING DEPARTMENT PERMIT SERVICES DIVISION

### PLANS PROCESSING - WALKTHRUS

\*\* Includes Dup Function \*\*

From 10/01/2000 to 9/30/2001

	OCT. '2000	NOV. '2000	DEC. '2000	JAN. '2001	FEB. '2001	MAR. '2001	APRIL '2001	MAY '2001	JUNE '2001	JULY '2001	AUG. '2001	SEPT. '2001	TOTAL YTD	EOY PROJ*
Building	2,228	1,703	1,798	1,754	1,932	2,349	2,372	2,589	2,430	2,407	2,372	1,625	25,559	25,559
Electrical	959	872	781	798	944	1,167	890	885	1,005	973	985	773	11,032	11,032
Mechanical	808	644	619	578	750	764	713	760	799	814	806	709	8,764	8,764
Plumbing	776	616	601	602	647	844	685	758	757	749	808	625	8,468	8,468
LPGX	8	5	10	14	20	6	20	10	12	15	16	12	148	148
ZNPR	1,197	990	1,161	999	1,053	1,226	1,177	1,193	1,315	1,234	1,142	941	13,628	13,628
Handicap	437	257	270	233	316	353	252	287	311	313	274	247	3,550	3,550
Shop Drawings	851	774	764	749	796	939	1,017	1,027	1,070	1,100	1,160	625	10,872	10,872
Structural	1,047	862	893	787	885	1,126	925	1,114	1,045	1,010	1,055	857	11,606	11,606
<b>Total Per Month:</b>	<b>8,311</b>	<b>6,723</b>	<b>6,897</b>	<b>6,514</b>	<b>7,343</b>	<b>8,774</b>	<b>8,051</b>	<b>8,623</b>	<b>8,744</b>	<b>8,615</b>	<b>8,618</b>	<b>6,414</b>	<b>93,627</b>	<b>93,627</b>



Source : Information Technology Department  
2205 \*EOY PROJ assume remaining months are an average of YTD Total

Data Compiled and Produced by the Building Department, Computer Services Section