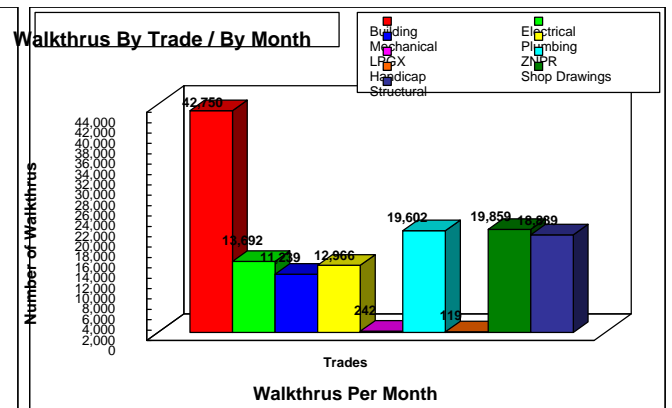
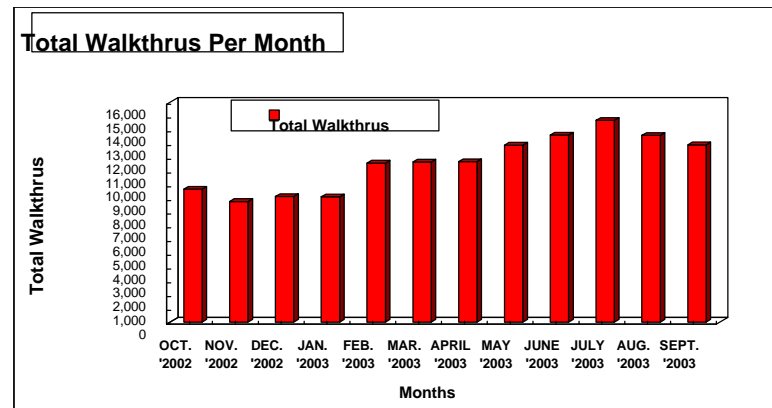
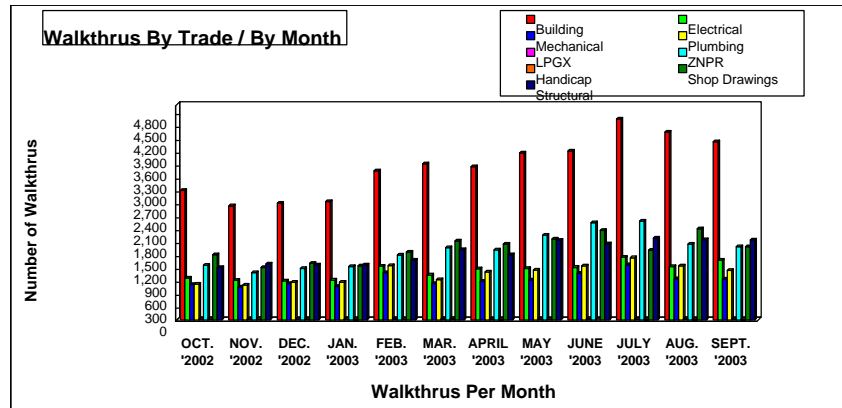


**MIAMI-DADE COUNTY**  
**BUILDING DEPARTMENT**  
**PERMIT SERVICES DIVISION**  
**PLANS PROCESSING - WALKTHRU**

\*\* Includes Dup Function \*\*

From 10/01/2002 to 9/30/2003

|                         | OCT. '2002   | NOV. '2002   | DEC. '2002   | JAN. '2003   | FEB. '2003    | MAR. '2003    | APRIL '2003   | MAY '2003     | JUNE '2003    | JULY '2003    | AUG. '2003    | SEPT. '2003   | TOTAL YTD      | EOY PROJ*      |
|-------------------------|--------------|--------------|--------------|--------------|---------------|---------------|---------------|---------------|---------------|---------------|---------------|---------------|----------------|----------------|
| Building                | 3,011        | 2,649        | 2,714        | 2,751        | 3,460         | 3,628         | 3,561         | 3,880         | 3,927         | 4,667         | 4,365         | 4,137         | 42,750         | 42,750         |
| Electrical              | 971          | 917          | 905          | 923          | 1,247         | 1,042         | 1,188         | 1,196         | 1,221         | 1,458         | 1,238         | 1,386         | 13,692         | 13,692         |
| Mechanical              | 824          | 762          | 843          | 780          | 1,096         | 843           | 899           | 925           | 1,082         | 1,280         | 956           | 949           | 11,239         | 11,239         |
| Plumbing                | 829          | 811          | 874          | 878          | 1,263         | 937           | 1,114         | 1,155         | 1,253         | 1,444         | 1,255         | 1,153         | 12,966         | 12,966         |
| LPGX                    | 20           | 11           | 14           | 21           | 25            | 30            | 12            | 19            | 30            | 17            | 25            | 18            | 242            | 242            |
| ZNPR                    | 1,272        | 1,095        | 1,198        | 1,237        | 1,508         | 1,681         | 1,623         | 1,970         | 2,259         | 2,293         | 1,763         | 1,703         | 19,602         | 19,602         |
| Handicap                | 18           | 23           | 11           | 3            | 9             | 28            | 6             | 11            | 1             | 4             | 3             | 2             | 119            | 119            |
| Shop Drawings           | 1,516        | 1,218        | 1,311        | 1,254        | 1,576         | 1,835         | 1,762         | 1,878         | 2,077         | 1,616         | 2,115         | 1,701         | 19,859         | 19,859         |
| Structural              | 1,215        | 1,297        | 1,274        | 1,276        | 1,390         | 1,632         | 1,513         | 1,847         | 1,769         | 1,904         | 1,866         | 1,856         | 18,839         | 18,839         |
| <b>Total Per Month:</b> | <b>9,676</b> | <b>8,783</b> | <b>9,144</b> | <b>9,123</b> | <b>11,574</b> | <b>11,656</b> | <b>11,678</b> | <b>12,881</b> | <b>13,619</b> | <b>14,683</b> | <b>13,586</b> | <b>12,905</b> | <b>139,308</b> | <b>139,308</b> |



Source : Information Technology Department  
 \*EOY PROJ assume remaining months are an average of YTD Total

Data Compiled and Produced by the Building Department, Computer Services Section