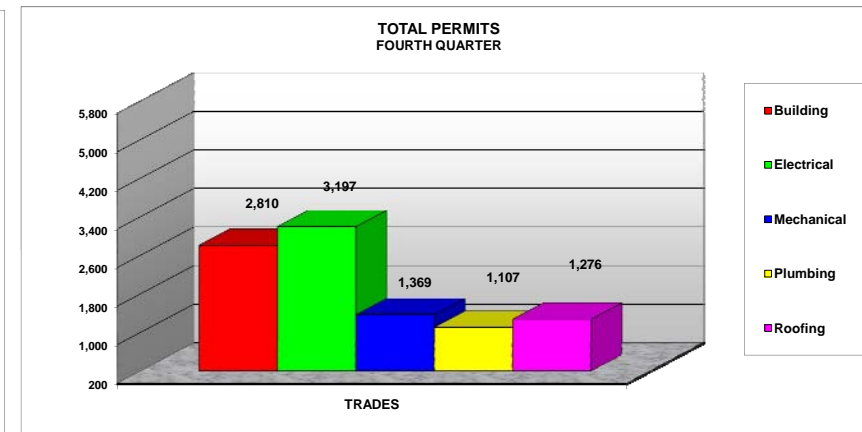
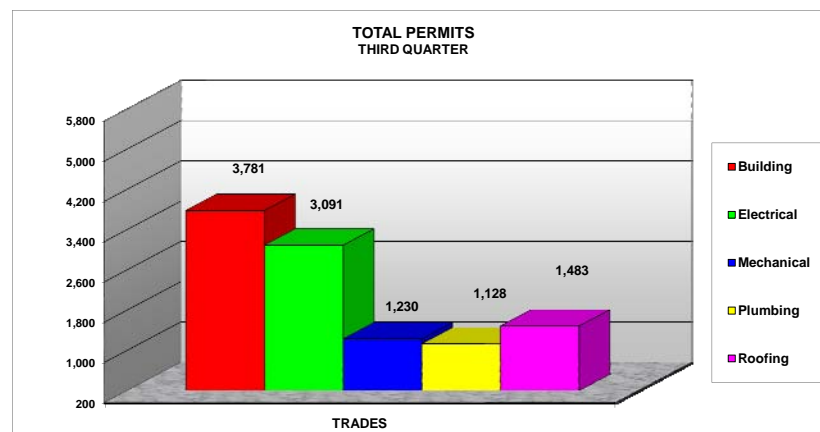
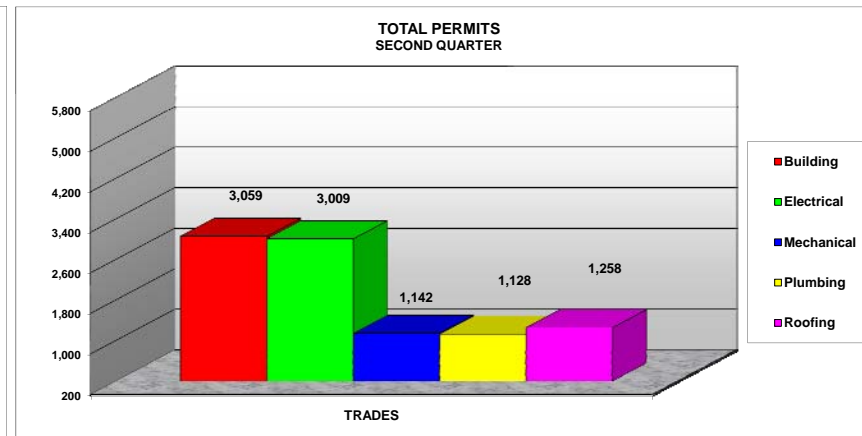
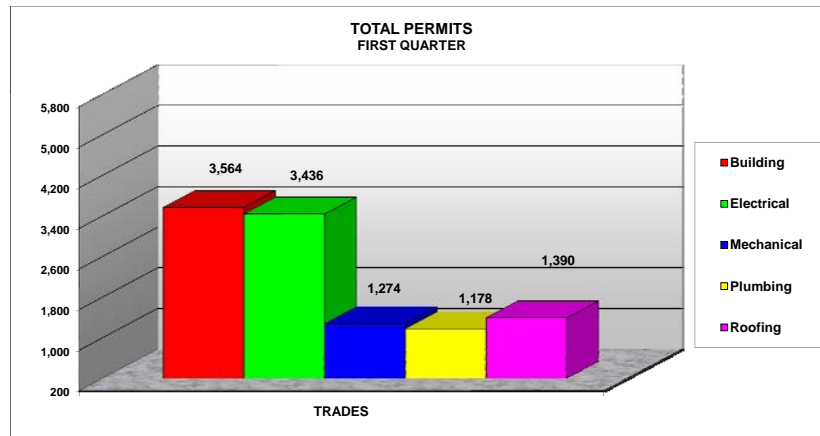


**MIAMI-DADE COUNTY
BUILDING DEPARTMENT
TOTAL PERMITS ISSUED BY TRADE**

FY 2008-2009

From October 2008 to September 2009

TRADES	FIRST QUARTER	SECOND QUARTER	THIRD QUARTER	FORUTH QUARTER
	TOTAL	TOTAL	TOTAL	TOTAL
Building	3,564	3,059	3,781	2,810
Electrical	3,436	3,009	3,091	3,197
Mechanical	1,274	1,142	1,230	1,369
Plumbing	1,178	1,128	1,128	1,107
Roofing	1,390	1,258	1,483	1,276
TOTAL	10,842	9,596	10,713	9,759



* Total number of inspections may vary from monthly reports due to modification of results dates
Chart Prepared By Building Department, Computer Services/Data Compiled By ITD