

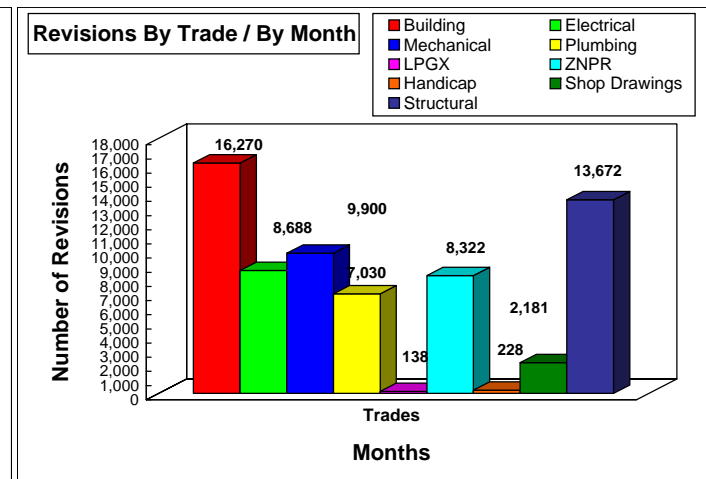
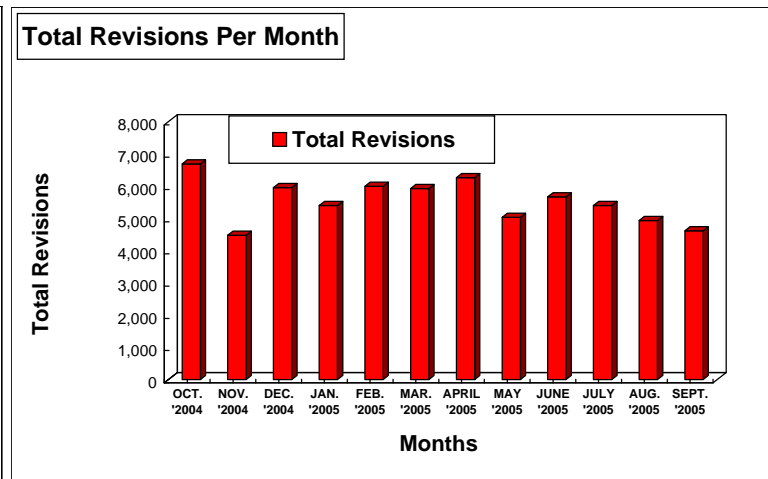
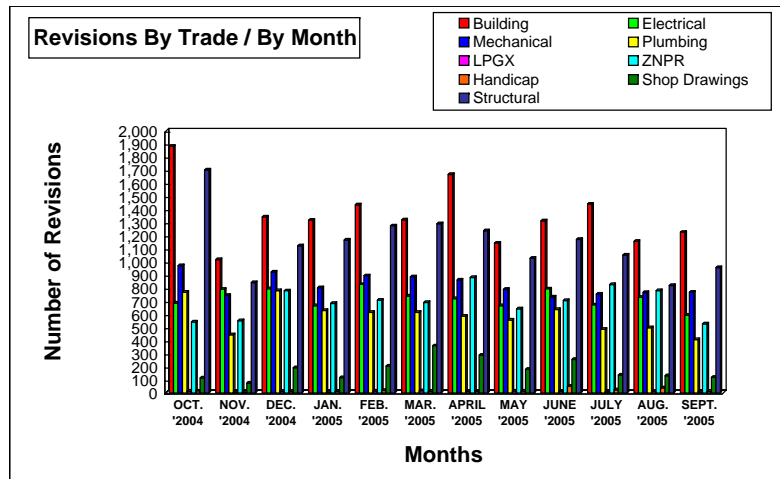
MIAMI-DADE COUNTY BUILDING DEPARTMENT PERMIT SERVICES DIVISION

PLANS PROCESSING - REVISIONS

** Includes Dup Function **

From 10/01/2004 to 9/30/2005

	OCT. '2004	NOV. '2004	DEC. '2004	JAN. '2005	FEB. '2005	MAR. '2005	APRIL '2005	MAY '2005	JUNE '2005	JULY '2005	AUG. '2005	SEPT. '2005	TOTAL YTD	EOY PROJ*
Building	1,882	1,018	1,344	1,318	1,435	1,322	1,667	1,144	1,313	1,442	1,158	1,227	16,270	16,270
Electrical	687	792	796	667	829	739	720	666	795	673	730	594	8,688	8,688
Mechanical	971	744	924	803	895	886	863	791	733	755	766	769	9,900	9,900
Plumbing	770	444	782	631	616	615	586	556	638	486	498	408	7,030	7,030
LPGX	14	8	12	5	15	17	12	15	11	9	12	8	138	138
ZNPR	543	551	780	683	709	691	881	642	705	828	781	528	8,322	8,322
Handicap	16	5	12	11	19	12	11	15	51	24	39	13	228	228
Shop Drawings	114	76	193	117	206	360	289	181	256	137	132	120	2,181	2,181
Structural	1,702	842	1,123	1,167	1,276	1,291	1,238	1,029	1,173	1,053	821	957	13,672	13,672
Total Per Month:	6,699	4,480	5,966	5,402	6,000	5,933	6,267	5,039	5,675	5,407	4,937	4,624	66,429	66,429



Source : Information Technology Department
*EOY PROJ assume remaining months are an average of YTD Total

Data Compiled and Report Produced by the Building Department, Computer Services Section