

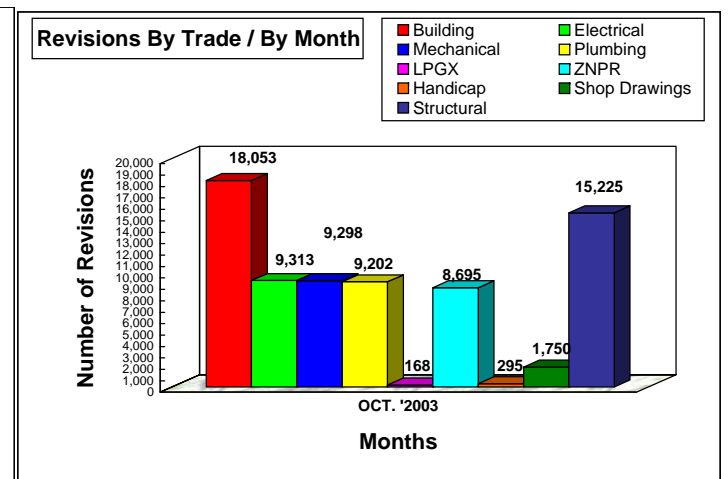
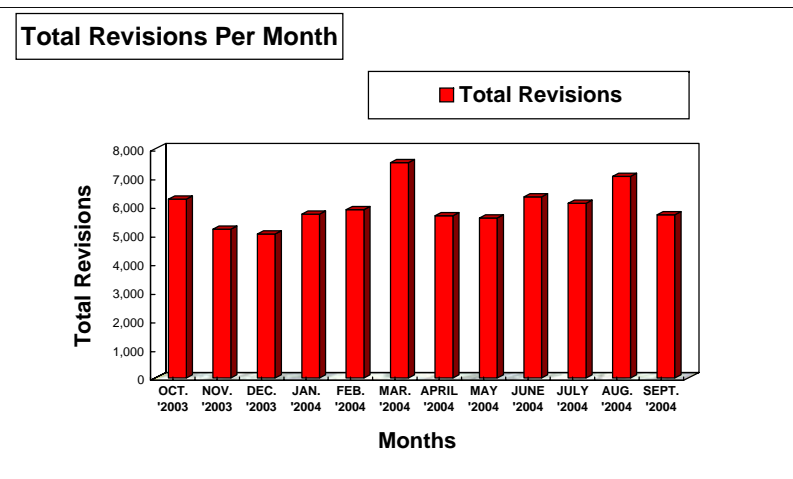
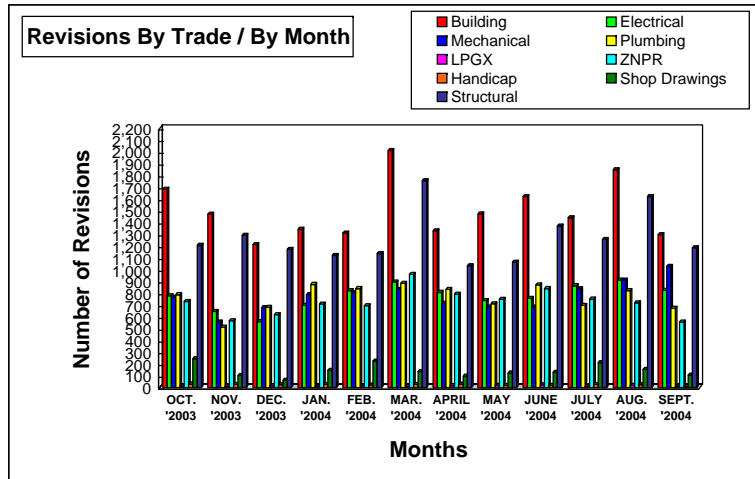
MIAMI-DADE COUNTY BUILDING DEPARTMENT PERMIT SERVICES DIVISION

PLANS PROCESSING - REVISIONS

** Includes Dup Function **

From 10/01/2003 to 9/30/2004

	OCT. '2003	NOV. '2003	DEC. '2003	JAN. '2004	FEB. '2004	MAR. '2004	APRIL '2004	MAY '2004	JUNE '2004	JULY '2004	AUG. '2004	SEPT. '2004	TOTAL YTD	EOY PROJ*
Building	1,684	1,472	1,215	1,343	1,312	2,013	1,330	1,473	1,622	1,441	1,849	1,299	18,053	18,053
Electrical	779	646	560	699	824	896	808	739	759	865	912	826	9,313	9,313
Mechanical	766	558	678	789	806	835	716	684	684	839	913	1,030	9,298	9,298
Plumbing	789	514	681	876	841	886	835	712	872	699	823	674	9,202	9,202
LPGX	14	13	17	7	5	11	18	19	24	9	20	11	168	168
ZNPR	730	568	619	709	695	962	793	749	841	751	720	558	8,695	8,695
Handicap	32	27	26	28	23	28	30	19	19	27	25	11	295	295
Shop Drawings	246	103	64	148	227	137	97	124	131	212	155	106	1,750	1,750
Structural	1,207	1,292	1,173	1,122	1,139	1,756	1,035	1,065	1,371	1,257	1,622	1,186	15,225	15,225
Total Per Month:	6,247	5,193	5,033	5,721	5,872	7,524	5,662	5,584	6,323	6,100	7,039	5,701	71,999	71,999



Source : Information Technology Department
*EOY PROJ assume remaining months are an average of YTD Total

Data Compiled and Report Produced by the Building Department, Computer Services Section