

MIAMI-DADE COUNTY

BUILDING AND NEIGHBORHOOD COMPLIANCE DEPARTMENT

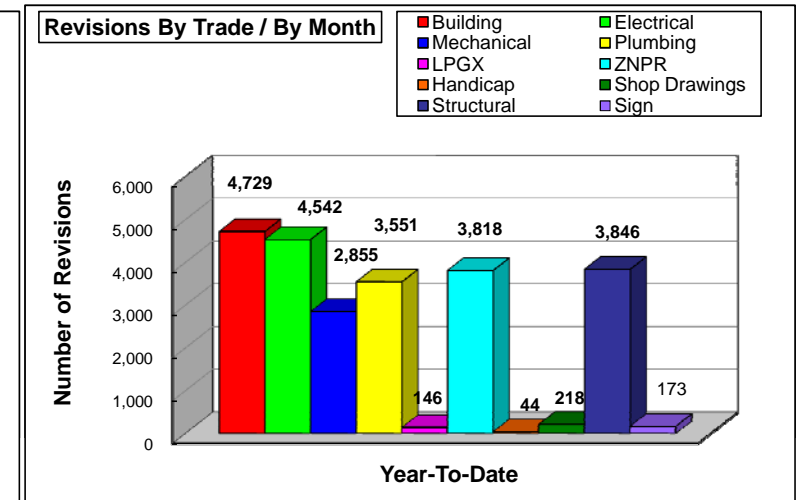
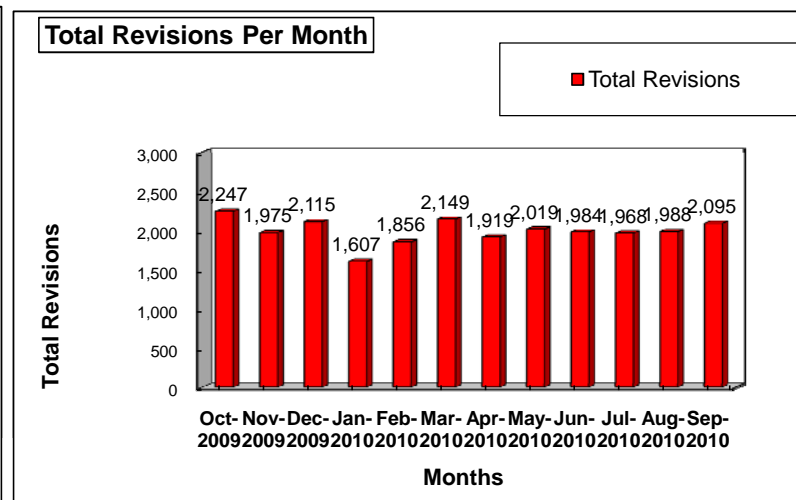
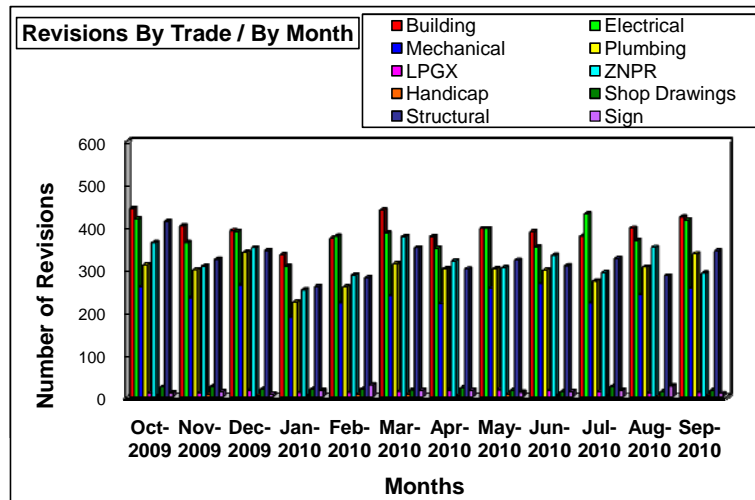
PERMIT SERVICES DIVISION

PLANS PROCESSING - REVISIONS INITIAL REVIEW ONLY

** Includes Dup Function **

From 10/01/2009 to 9/30/2010

	Oct-2009	Nov-2009	Dec-2009	Jan-2010	Feb-2010	Mar-2010	Apr-2010	May-2010	Jun-2010	Jul-2010	Aug-2010	Sep-2010	TOTAL YTD	EOY PROJ*
Building	442	401	390	333	372	438	376	395	387	377	396	422	4,729	4,729
Electrical	417	362	388	307	377	384	349	395	352	429	367	415	4,542	4,542
Mechanical	258	233	263	188	221	238	219	255	266	221	239	254	2,855	2,855
Plumbing	310	298	339	222	258	312	301	301	297	272	305	336	3,551	3,551
LPGX	9	8	16	11	11	13	16	17	14	12	8	11	146	146
ZNPR	362	307	350	251	286	376	319	303	332	291	351	290	3,818	3,818
Handicap	4	6	2	4	6	6	3	6	4	1	0	2	44	44
Shop Drawings	23	25	18	18	18	17	21	15	12	24	12	15	218	218
Structural	412	323	343	259	279	350	300	321	308	325	284	342	3,846	3,846
Sign	10	12	6	14	28	15	15	11	12	16	26	8	173	173
Total Per Month:	2,247	1,975	2,115	1,607	1,856	2,149	1,919	2,019	1,984	1,968	1,988	2,095	23,922	23,922



Source : Enterprise Technology Services Department
*EOY PROJ assume remaining months are an average of YTD Total

Data Compiled and Report Produced by the Building and Neighborhood Compliance Department, Computer Services Section