

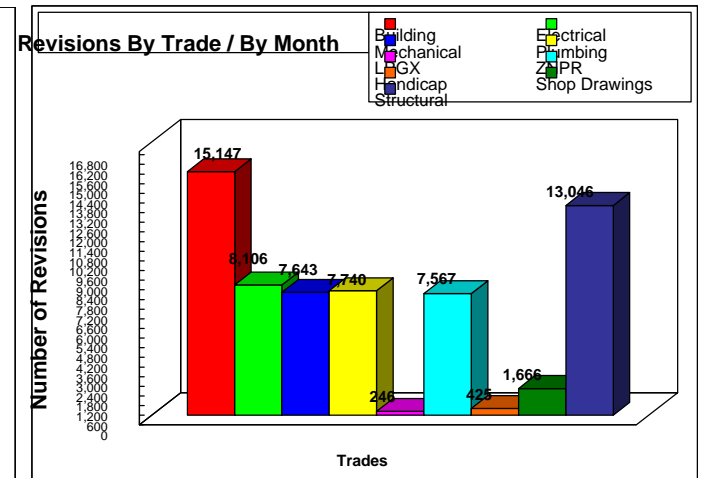
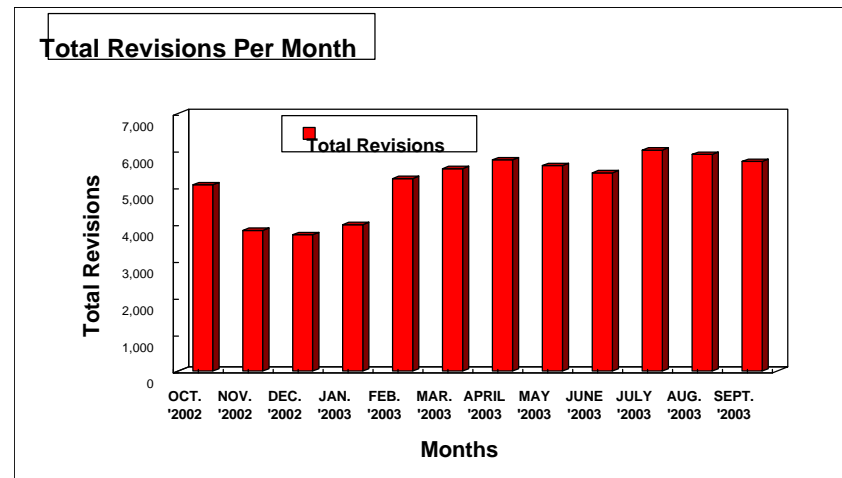
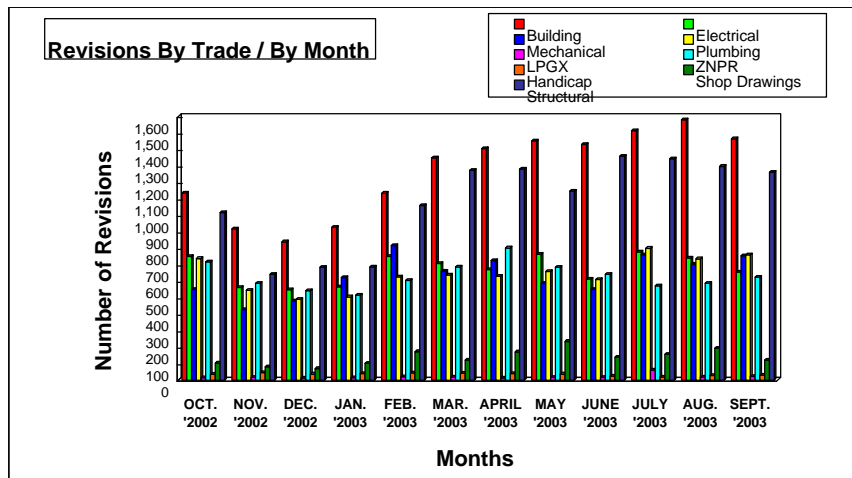
MIAMI-DADE COUNTY BUILDING DEPARTMENT PERMIT SERVICES DIVISION

PLANS PROCESSING - REVISIONS

** Includes Dup Function **

From 10/01/2002 to 9/30/2003

	OCT. '2002	NOV. '2002	DEC. '2002	JAN. '2003	FEB. '2003	MAR. '2003	APRIL '2003	MAY '2003	JUNE '2003	JULY '2003	AUG. '2003	SEPT. '2003	TOTAL YTD	EOY PROJ*
Building	1,135	918	839	928	1,134	1,349	1,405	1,451	1,430	1,514	1,580	1,464	15,147	15,147
Electrical	750	562	548	566	751	708	671	764	613	777	741	655	8,106	8,106
Mechanical	550	428	481	623	817	661	726	588	551	760	704	754	7,643	7,643
Plumbing	738	544	491	505	627	638	630	659	611	800	736	761	7,740	7,740
LPGX	15	17	13	14	20	19	13	16	17	61	19	22	246	246
ZNPR	718	587	542	515	605	687	802	685	641	572	588	625	7,567	7,567
Handicap	36	45	37	40	44	42	40	37	25	19	29	31	425	425
Shop Drawings	103	80	70	102	173	122	171	235	139	157	193	121	1,666	1,666
Structural	1,017	641	685	686	1,059	1,272	1,280	1,147	1,358	1,343	1,297	1,261	13,046	13,046
Total Per Month:	5,062	3,822	3,706	3,979	5,230	5,498	5,738	5,582	5,385	6,003	5,887	5,694	61,586	61,586



Source : Information Technology Department
*EOY PROJ assume remaining months are an average of YTD Total

Data Compiled and Report Produced by the Building Department, Computer Services Section