

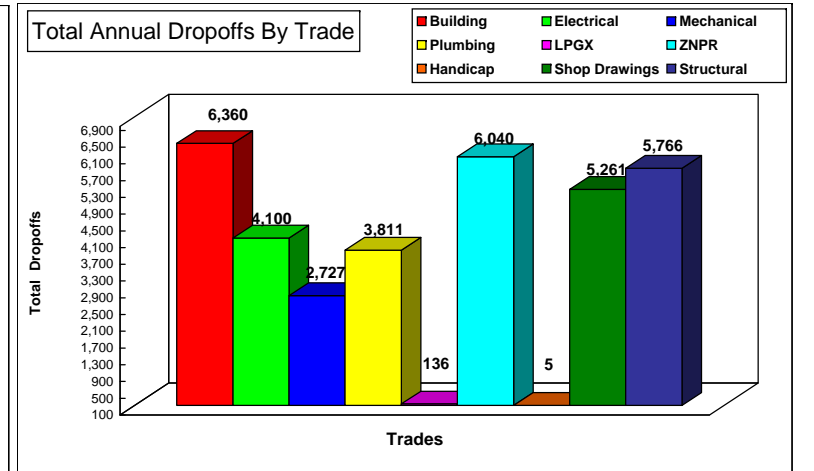
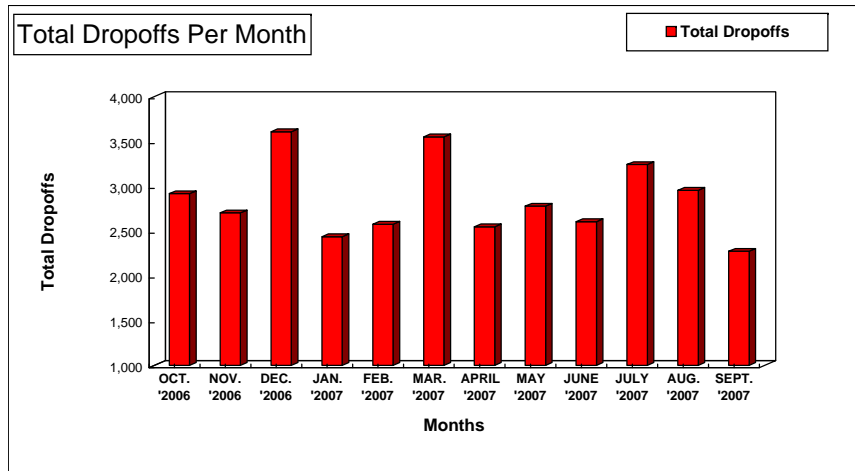
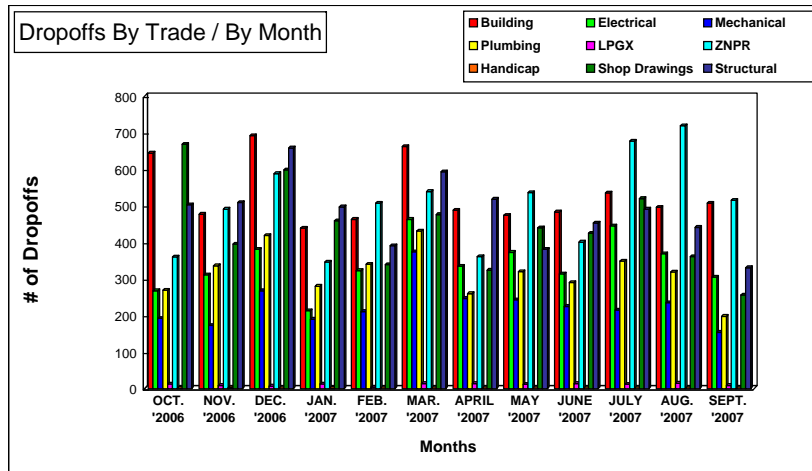
# MIAMI-DADE COUNTY BUILDING DEPARTMENT PERMIT SERVICES DIVISION

## PLANS PROCESSING - DROPOFFS

\*\* Includes Dup Function \*\* (Initial Review)

From 10/01/2006 to 09/30/2007

	OCT. '2006	NOV. '2006	DEC. '2006	JAN. '2007	FEB. '2007	MAR. '2007	APRIL '2007	MAY '2007	JUNE '2007	JULY '2007	AUG. '2007	SEPT. '2007	TOTAL YTD	EOY PROJ*
Building	644	477	692	439	463	662	488	474	483	535	496	507	6,360	6,360
Electrical	268	311	381	213	323	463	335	373	314	445	369	305	4,100	4,100
Mechanical	192	173	268	190	211	374	247	243	225	215	235	154	2,727	2,727
Plumbing	269	336	419	280	340	431	260	320	290	349	319	198	3,811	3,811
LPGX	13	9	7	13	4	14	14	12	14	12	15	9	136	136
ZNPR	360	491	588	346	507	539	361	536	401	677	719	515	6,040	6,040
Handicap	1	3	0	1	0	0	0	0	0	0	0	0	5	5
Shop Drawings	668	395	598	459	339	476	324	440	425	520	361	256	5,261	5,261
Structural	503	509	658	497	391	593	518	381	453	491	441	331	5,766	5,766
<b>Total Per Month:</b>	<b>2,918</b>	<b>2,704</b>	<b>3,611</b>	<b>2,438</b>	<b>2,578</b>	<b>3,552</b>	<b>2,547</b>	<b>2,779</b>	<b>2,605</b>	<b>3,244</b>	<b>2,955</b>	<b>2,275</b>	<b>34,206</b>	<b>34,206</b>



Source : Information Technology Department  
\*EOY PROJ assume remaining months are an average of YTD Total

Data Compiled and Report Produced by the Building Department, Computer Services Section