

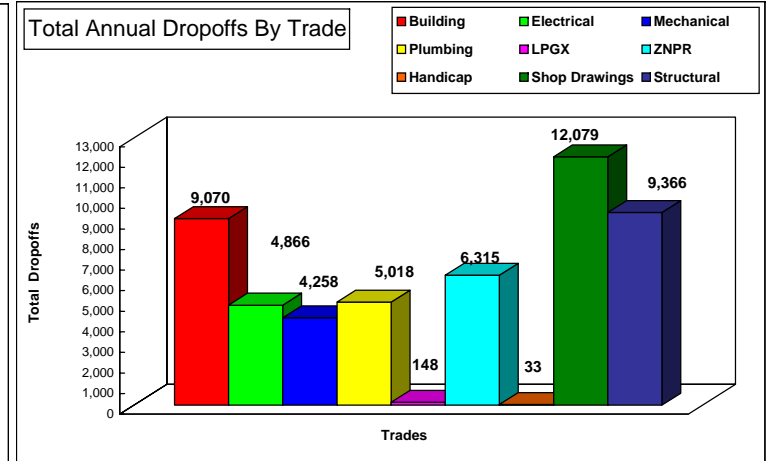
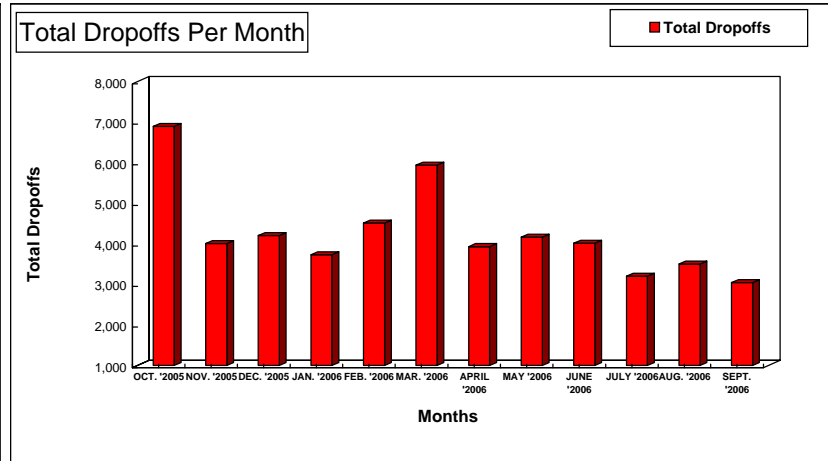
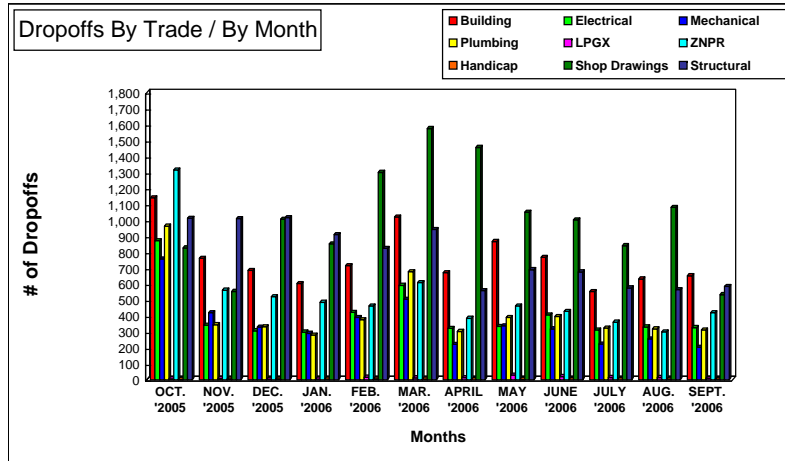
MIAMI-DADE COUNTY BUILDING DEPARTMENT PERMIT SERVICES DIVISION

PLANS PROCESSING - DROPOFFS

** Includes Dup Function **

From 10/01/2005 to 09/30/2006

	OCT. '2005	NOV. '2005	DEC. '2005	JAN. '2006	FEB. '2006	MAR. '2006	APRIL '2006	MAY '2006	JUNE '2006	JULY '2006	AUG. '2006	SEPT. '2006	TOTAL YTD	EOY PROJ*
Building	1,141	762	685	603	716	1,021	671	867	767	553	632	652	9,070	9,070
Electrical	872	342	307	299	422	592	322	334	406	312	331	327	4,866	4,866
Mechanical	758	420	330	291	391	505	222	338	319	224	256	204	4,258	4,258
Plumbing	963	345	332	280	376	677	303	391	396	324	319	312	5,018	5,018
LPGX	6	8	3	4	16	12	13	29	20	14	14	9	148	148
ZNPR	1,315	562	521	486	463	609	385	463	429	361	300	421	6,315	6,315
Handicap	2	5	5	4	5	4	0	2	0	0	3	3	33	33
Shop Drawings	827	554	1,007	852	1,300	1,575	1,457	1,050	1,002	841	1,080	534	12,079	12,079
Structural	1,012	1,010	1,017	910	824	942	559	690	676	576	565	585	9,366	9,366
Total Per Month:	6,896	4,008	4,207	3,729	4,513	5,937	3,932	4,164	4,015	3,205	3,500	3,047	51,153	51,153



Source : Information Technology Department
*EOY PROJ assume remaining months are an average of YTD Total

Data Compiled and Report Produced by the Building Department, Computer Services Section