

MIAMI-DADE COUNTY

BUILDING DEPARTMENT

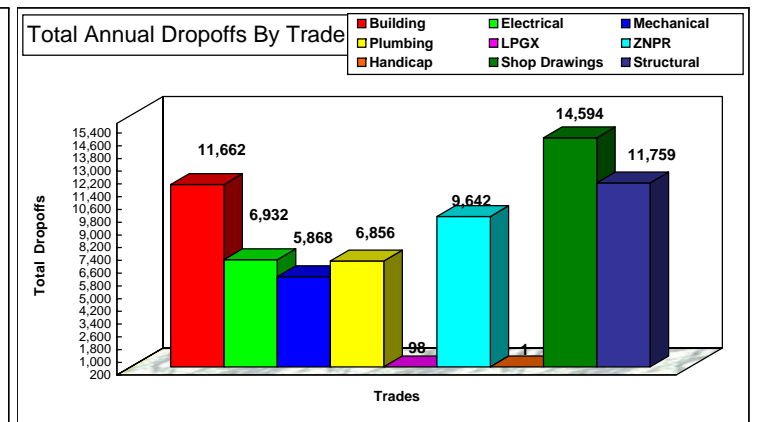
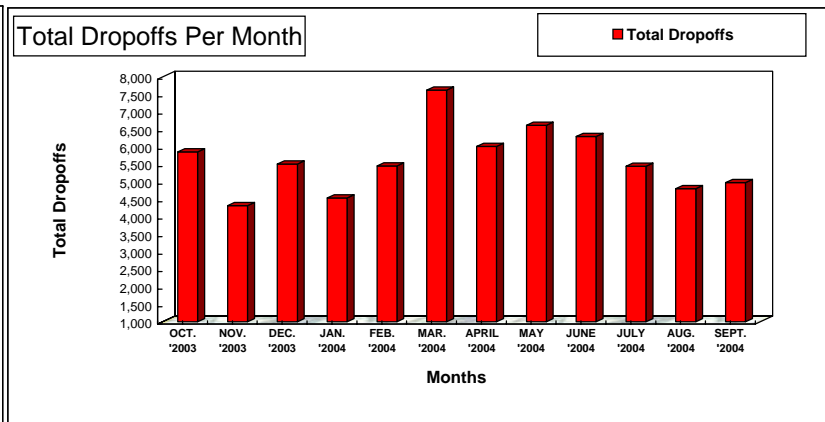
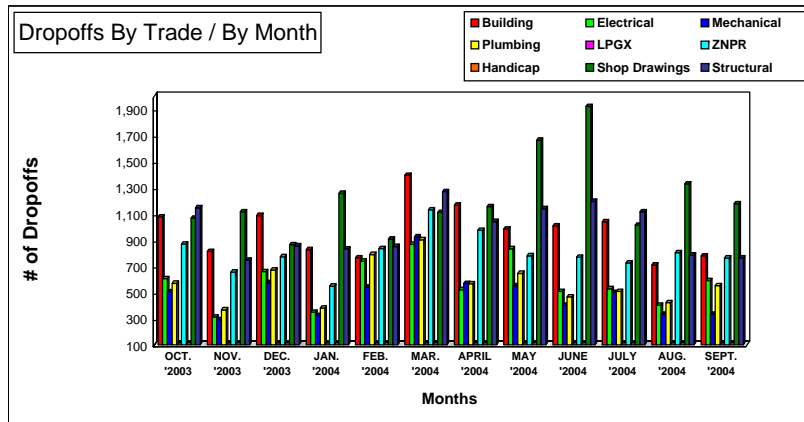
PERMIT SERVICES DIVISION

PLANS PROCESSING - DROPOFFS

** Includes Dup Function **

From 10/01/2003 to 09/30/2004

	OCT. '2003	NOV. '2003	DEC. '2003	JAN. '2004	FEB. '2004	MAR. '2004	APRIL '2004	MAY '2004	JUNE '2004	JULY '2004	AUG. '2004	SEPT. '2004	TOTAL YTD	EOY PROJ*
Building	1,078	814	1,089	828	766	1,395	1,167	985	1,010	1,040	710	780	11,662	11,662
Electrical	607	314	660	350	740	869	522	835	509	530	404	592	6,932	6,932
Mechanical	506	294	576	326	543	925	570	552	404	501	335	336	5,868	5,868
Plumbing	571	368	673	381	791	903	568	647	468	509	424	553	6,856	6,856
LPGX	8	3	13	9	11	9	9	8	11	4	6	7	98	98
ZNPR	870	657	774	549	837	1,132	976	781	771	727	804	764	9,642	9,642
Handicap	0	0	1	0	0	0	0	0	0	0	0	0	1	1
Shop Drawings	1,068	1,117	865	1,258	910	1,112	1,157	1,663	1,921	1,014	1,330	1,179	14,594	14,594
Structural	1,148	749	857	834	852	1,271	1,043	1,140	1,197	1,118	786	764	11,759	11,759
Total Per Month:	5,856	4,316	5,508	4,535	5,450	7,616	6,012	6,611	6,291	5,443	4,799	4,975	67,412	67,412



Source : Information Technology Department
 *EOY PROJ assume remaining months are an average of YTD Total

Data Compiled and Report Produced by the Building Department, Computer Services Section