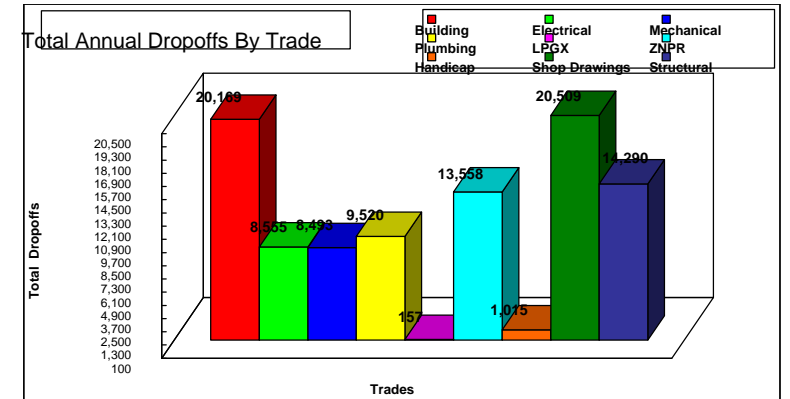
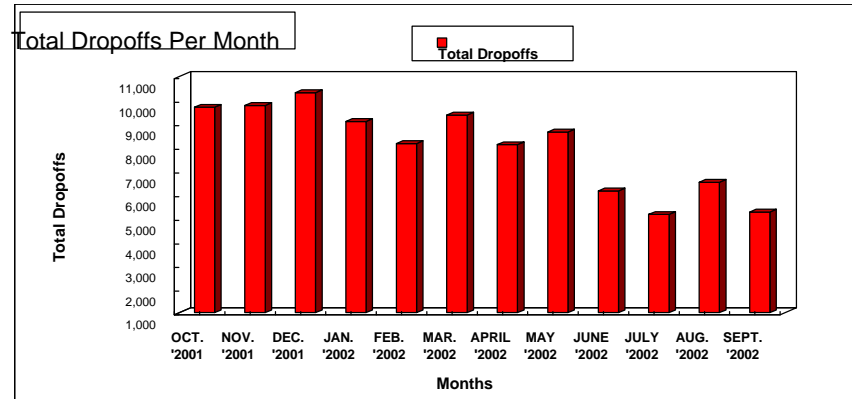
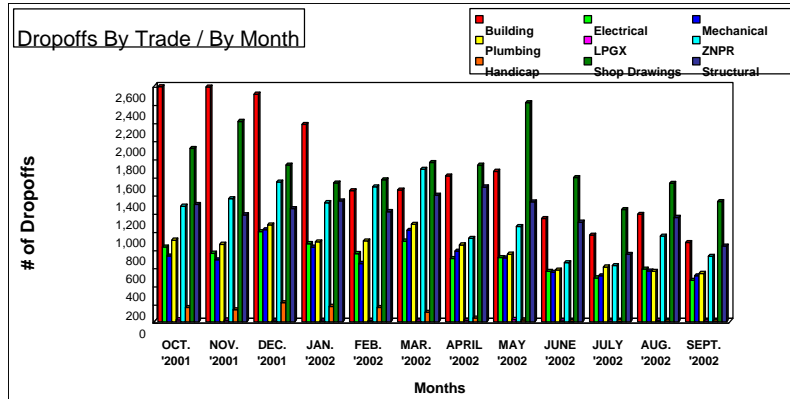


MIAMI-DADE COUNTY BUILDING DEPARTMENT PERMIT SERVICES DIVISION PLANS PROCESSING - DROPOFFS

** Includes Dup Function **

From 10/01/2001 to 09/30/2002

	OCT. '2001	NOV. '2001	DEC. '2001	JAN. '2002	FEB. '2002	MAR. '2002	APRIL '2002	MAY '2002	JUNE '2002	JULY '2002	AUG. '2002	SEPT. '2002	TOTAL YTD	EOY PROJ*
Building	2,590	2,586	2,508	2,174	1,444	1,452	1,607	1,658	1,137	955	1,184	874	20,169	20,169
Electrical	824	755	993	861	752	889	696	708	555	484	582	456	8,555	8,555
Mechanical	724	684	1,015	822	642	1,006	777	705	545	507	559	507	8,493	8,493
Plumbing	900	854	1,066	881	890	1,074	847	745	571	604	555	533	9,520	9,520
LPGX	22	18	10	10	12	8	17	25	11	6	12	6	157	157
ZNPR	1,274	1,356	1,540	1,312	1,488	1,681	919	1,050	650	620	945	723	13,558	13,558
Handicap	158	134	211	170	157	106	42	19	2	4	5	7	1,015	1,015
Shop Drawings	1,911	2,208	1,726	1,529	1,564	1,755	1,725	2,415	1,590	1,236	1,526	1,324	20,509	20,509
Structural	1,293	1,178	1,246	1,333	1,214	1,395	1,485	1,321	1,097	743	1,150	835	14,290	14,290
Total Per Month:	9,696	9,773	10,315	9,092	8,163	9,366	8,115	8,646	6,158	5,159	6,518	5,265	96,266	96,266



Data Compiled and Report Produced by the Building Department, Computer Services Section