

MIAMI-DADE COUNTY

BUILDING DEPARTMENT

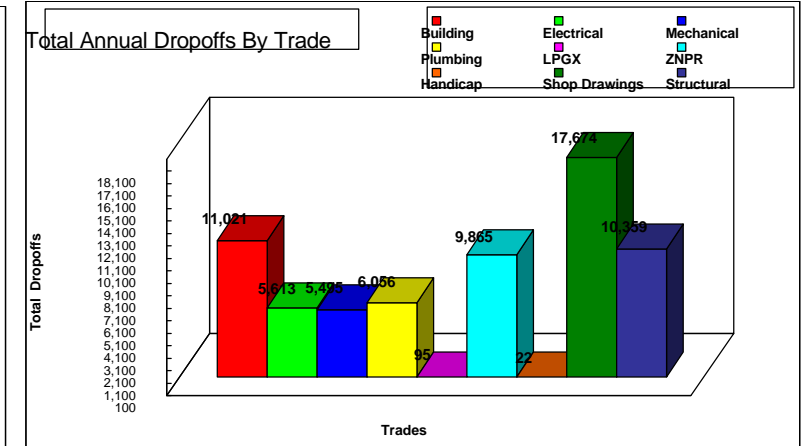
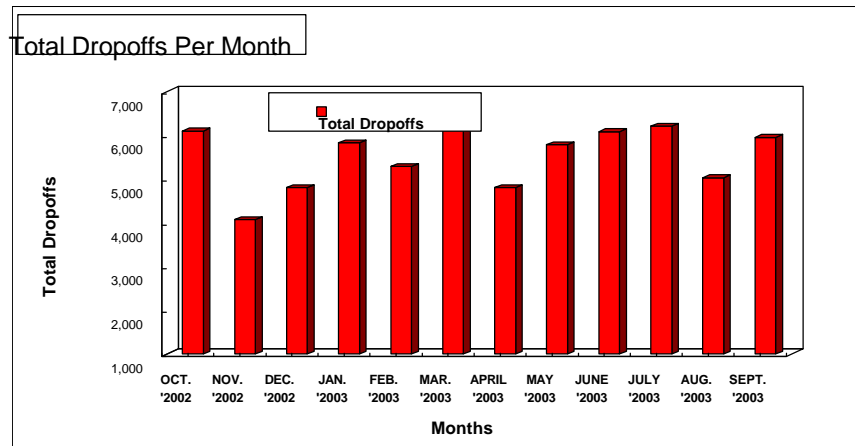
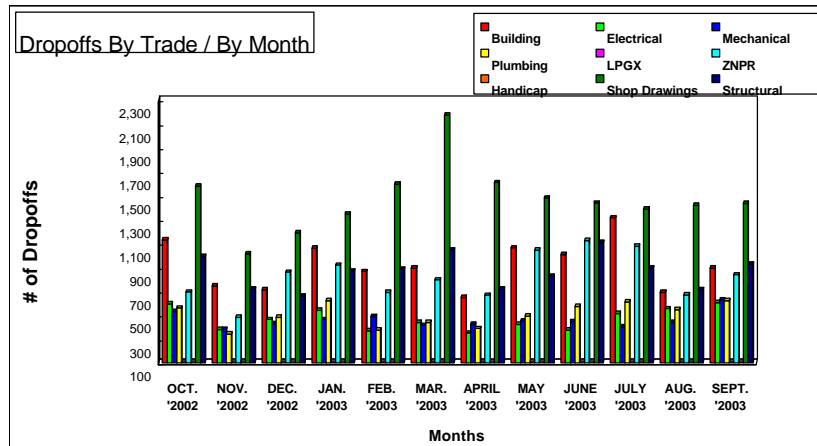
PERMIT SERVICES DIVISION

PLANS PROCESSING - DROPOFFS

** Includes Dup Function **

From 10/01/2002 to 09/30/2003

	OCT. '2002	NOV. '2002	DEC. '2002	JAN. '2003	FEB. '2003	MAR. '2003	APRIL '2003	MAY '2003	JUNE '2003	JULY '2003	AUG. '2003	SEPT. '2003	TOTAL YTD	EOY PROJ*
Building	1,130	743	712	1,059	865	893	647	1,063	1,007	1,315	691	896	11,021	11,021
Electrical	594	381	463	540	371	440	351	424	374	513	555	607	5,613	5,613
Mechanical	532	381	430	463	489	415	422	449	446	401	439	628	5,495	5,495
Plumbing	560	344	483	621	376	441	388	493	572	612	545	621	6,056	6,056
LPGX	13	9	5	12	11	13	3	6	4	8	7	4	95	95
ZNPR	694	482	860	919	692	796	667	1,045	1,126	1,077	669	838	9,865	9,865
Handicap	3	0	7	2	3	0	0	0	7	0	0	0	22	22
Shop Drawings	1,582	1,014	1,188	1,345	1,596	2,176	1,609	1,481	1,439	1,389	1,418	1,437	17,674	17,674
Structural	992	717	658	870	886	1,047	718	828	1,109	896	711	927	10,359	10,359
Total Per Month:	6,100	4,071	4,806	5,831	5,289	6,221	4,805	5,789	6,084	6,211	5,035	5,958	66,200	66,200



Source : Information Technology Department

*EOY PROJ assume remaining months are an average of YTD Total

Data Compiled and Report Produced by the Building Department, Computer Services Section